

MIP480



Highlights at a glance:

- Fastest impact mobile printer available today for truck use
- Rugged construction
- Simple to change ribbon
- Comprehensive set of interfaces: Parallel, Serial RS232, USB-2 and Bluetooth
- Easy paper loading
- 12-24 volts nominal for compatibility with a wide range of trucks
- Wide range of accessories

The MIP480 is an impact printer, designed primarily for delivery note printing in commercial vans and trucks. Connection is via computerised Fleet Management systems or Truck/In-vehicle computing solutions. With nominal 12-24 volt power source, it is ideally suited for truck operation where it can be powered from the vehicle's battery. It combines speed, operational flexibility and rugged reliability to offer an exceptional printer that is ideally suited for route delivery and other mobile applications.

A 110/230V power adapter is available for use in general power supply applications. With a 15,000 hour MTBF, 2 million character print head life and printer ribbons that can last up to six months in typical route delivery printing applications, the MIP480 vehicle printer is well suited for invoice

printing in industries such as food and beverage, wholesale auto parts, emergency services, waste and hazardous materials. The MIP480 is an attractive printer for use in the warehouse and public safety sectors. The MIP480 can print up to 480 characters per second (400 cps at 10 characters per inch) and its 24-wire print head produces exceedingly clear text and graphic output on up to 4-part continuous and single sheet forms.

The printer supports a variety of emulations including IBM® Proprinter® X24e, Epson® ESC/P2 emulations and Intermec 6920. The standard configuration supports a generous range of interfaces; RS-232 Serial, Bluetooth and USB-2.

Configurations:

- **MIP480** Standard Product mit Bluetooth




MIP480

Print Speed	600 cps (Fastest Draft); 400 cps (Draft), 133 cps (LQ) at 10 cpi
Resolution	up to 180 x 360 dpi
Throughput (ECMA 132)	321 pages per hour
Character Density	10, 12, 15, 17.1, 20, 24 cpi
Line Density	2, 3, 4, 6, 8, 12 lpi
Printhead Life	300 million strokes
Memory	64 kB
Standard Connectivity	Parallel (Bi-directional), Serial RS-232, USB 2.0 and Bluetooth 1.2
Standard Emulation	BM ProPrinter XL24E, Epson ESC P/2, Intermec 6820
Fonts	Draft, Courier, Roman, Sans Serif, Bold, Prestige, Script, Orator, Gothic, Souvenir, OCR-A/B, 9 Barcodes
Consumables	Ribbon: 4 million characters
Standard Paper Handling	Push tractor and friction
Number of Copies	1 original + 3 copies
Paper Type	Cut sheets, continuous forms, multi-part forms
Paper Weight	60 - 260 g/m ²
Paper Size	Width: 102 to 267 mm Length: 76 to 365 (cut sheet) Width: 102 to 267 mm (Continuous forms)
Physical Weight	6,2 kg
Physical Size	365 x 263 x 140 mm (W x D x H)
Acoustic	57 dB(A)
Power Voltage	12 -24 V DC for connection in vehicles; 100 - 240 V - 50/60 Hz for stationary usage
Power Consumption	150 W Printing; 7 Watt Stand-By, 2 Watt Slepp Mode, 0,3 W Power Off
Temperature	-20° to +60° C; 30% to 80% humidity (Printing) -30° to +65° C; 30% to 90% humidity (Storing)
Workload	20.000 pages per month
MTBF	15.000 hours
Drivers	Windows 7/8/10 and Server 2008/2012; Android App
Approvals	CE C22.2 Nr. 950, EN 60950, GS, UL, E-Mark, ASTM



The Printer Place
800-243-3338
2221 South Dupont Drive
Anaheim, CA 92806

www.theprinterplace.com

SERIAL MATRIX PRINTERS 
MOBILE PRINTERS 
FLATBED PRINTERS 
THERMAL PRINTERS 